

Seguin Independent School District

Seguin High School

2023-2024 Formative Review



Seguin High School

The Future Is Now

Table of Contents

Goals	3
Goal 1: Increase the percentage of 9-12 grade students who score meets grade level or above on STAAR (State of Texas Assessment of Academic Readiness) Reading from 28% to 45% by August 2025.	3
Goal 2: Campus will Increase the percentage of 9-12 grade students who score meets grade level or above on STAAR Mathematics from 20% to 28% by August 2025.	6
Goal 3: Increase the percentage of graduates who meet the College, Career, or Military Readiness (CCMR) requirements from 39% to 73% by August 2025.	9
Goal 4: Seguin ISD will build a thriving learning community as indicated on a numerical score of 80 or higher on the balanced scorecard.	9
Goal 5: Seguin ISD will improve staff satisfaction as determined by the Organizational Health Inventory (OHI).	10
Goal 6: Seguin ISD will improve student, staff, parent, and community perception as determined by the Net Promoter score.	11
Goal 7: 80% or more of SISD students will be enrolled in a campus that is rated A or B by August 2025.	11

Goals

Goal 1: Increase the percentage of 9-12 grade students who score meets grade level or above on STAAR (State of Texas Assessment of Academic Readiness) Reading from 28% to 45% by August 2025.

Performance Objective 1: By 2024, Reading performance on STAAR Meets in grades 9-10 will improve from 37% to 42%.





High Priority

HB3 Goal

Evaluation Data Sources: STAAR EOC (May)

Summative Evaluation: Some progress made toward meeting Objective

Next Year's Recommendation: Continue with the performance objective with adjusted percentages

Strategy 1 Details	Reviews			
<p>Strategy 1: Implement EB support through the use of ESL aides in English I and English II classrooms. Strategy's Expected Result/Impact: Increase support in reading levels and performance. Staff Responsible for Monitoring: Administrators, classroom teachers</p> <p>Title I: 2.4, 2.6 - TEA Priorities: Build a foundation of reading and math, Improve low-performing schools - ESF Levers: Lever 2: Strategic Staffing, Lever 5: Effective Instruction Problem Statements: Student Learning 1</p>	Formative			Summative
	Nov	Jan	Mar	June
				

Strategy 2 Details	Reviews			
<p>Strategy 2: ELA Instructional Coach will attend the ESC20 Instructional Coach Foundations Institute.</p> <p>Strategy's Expected Result/Impact: The ELA IC will employ effective systems of support for ELA teachers in grades 9-10.</p> <p>Staff Responsible for Monitoring: Administrators</p> <p>Title I: 2.4, 2.5, 2.6</p> <p>- TEA Priorities: Build a foundation of reading and math, Improve low-performing schools</p> <p>- ESF Levers: Lever 1: Strong School Leadership and Planning, Lever 5: Effective Instruction</p> <p>Problem Statements: Student Learning 1</p>	Formative			Summative
	Nov	Jan	Mar	June
Strategy 3 Details	Reviews			
<p>Strategy 3: Special Educators will attend Lead4ward trainings focused on providing specialized instruction for students with disabilities in the least restrictive setting.</p> <p>Strategy's Expected Result/Impact: Progress on STAAR meets for English I and II.</p> <p>Staff Responsible for Monitoring: Administrators; Matador Special Services Department, General Education and Special Education teachers.</p> <p>Title I: 2.4, 2.6</p> <p>- TEA Priorities: Build a foundation of reading and math</p> <p>- ESF Levers: Lever 4: High-Quality Instructional Materials and Assessments, Lever 5: Effective Instruction</p> <p>- Targeted Support Strategy - Results Driven Accountability</p> <p>Problem Statements: Student Learning 1</p>	Formative			Summative
	Nov	Jan	Mar	June
No Progress Accomplished Continue/Modify Discontinue				

Goal 1: Increase the percentage of 9-12 grade students who score meets grade level or above on STAAR (State of Texas Assessment of Academic Readiness) Reading from 28% to 45% by August 2025.

Performance Objective 2: By 2024, Reading performance on STAAR Masters in grades 9-10 will improve from 4% to 10%.









High Priority








HB3 Goal

Evaluation Data Sources: STAAR EOC English 1/STAAR EOC English 2

Summative Evaluation: Some progress made toward meeting Objective

Next Year's Recommendation: Continue with the performance objective with adjusted percentages

Strategy 1 Details	Reviews			
<p>Strategy 1: During PLC teachers will implementing STAAR interactive items within the day to day instruction at a minimum at two times per week.</p> <p>Strategy's Expected Result/Impact: progress on STAAR outcomes</p> <p>Staff Responsible for Monitoring: Administrators, IC</p> <p>Title I: 2.4</p> <p>- TEA Priorities: Build a foundation of reading and math</p> <p>- ESF Levers: Lever 5: Effective Instruction</p> <p>- Targeted Support Strategy - Additional Targeted Support Strategy - Results Driven Accountability</p> <p>Problem Statements: Student Learning 1</p>	Formative			Summative
	Nov	Jan	Mar	June
				
Strategy 2 Details	Reviews			
<p>Strategy 2: Implement EB support through the use of ESL aides in English I and English II classrooms.</p> <p>Strategy's Expected Result/Impact: Increase support in reading levels and performance.</p> <p>Staff Responsible for Monitoring: Administrators, classroom teachers</p> <p>Title I: 2.4, 2.6</p> <p>- TEA Priorities: Build a foundation of reading and math, Improve low-performing schools</p> <p>Problem Statements: Demographics 1</p>	Formative			Summative
	Nov	Jan	Mar	June
				









Strategy 3 Details	Reviews			
<p>Strategy 3: ELA Instructional Coach will attend the ESC20 Instructional Coach Foundations Institute.</p> <p>Strategy's Expected Result/Impact: The ELA IC will employ effective systems of support for ELA teachers in grades 9-10.</p> <p>Staff Responsible for Monitoring: Administrators</p> <p>Title I: 2.4, 2.5, 2.6</p> <p>- TEA Priorities: Build a foundation of reading and math, Improve low-performing schools</p> <p>- ESF Levers: Lever 1: Strong School Leadership and Planning, Lever 5: Effective Instruction</p> <p>Problem Statements: Student Learning 1</p>	Formative			Summative
	Nov	Jan	Mar	June
				
Strategy 4 Details	Reviews			
<p>Strategy 4: Special Educators will attend Lead4ward trainings focused on providing specialized instruction for students with disabilities in the least restrictive setting.</p> <p>Strategy's Expected Result/Impact: progress on STAAR outcomes</p> <p>Staff Responsible for Monitoring: Administrators; Matador Special Services Department, General Education and Special Education teachers.</p> <p>Title I: 2.4, 2.6</p> <p>- TEA Priorities: Build a foundation of reading and math</p> <p>- ESF Levers: Lever 4: High-Quality Instructional Materials and Assessments, Lever 5: Effective Instruction</p>	Formative			Summative
	Nov	Jan	Mar	June
<div style="display: flex; justify-content: space-around; align-items: center;"> <div style="text-align: center;"> No Progress</div> <div style="text-align: center;"> Accomplished</div> <div style="text-align: center;"> Continue/Modify</div> <div style="text-align: center;"> Discontinue</div> </div>				








Goal 2: Campus will Increase the percentage of 9-12 grade students who score meets grade level or above on STAAR Mathematics from 20% to 28% by August 2025.

Performance Objective 1: By 2024, Math performance on STAAR Meets for all groups will improve from 18% to 25%.

Summative Evaluation: Some progress made toward meeting Objective

Next Year's Recommendation: Continue and modify goal

Strategy 1 Details	Reviews			
<p>Strategy 1: Providing instructional aides in each Algebra I classrooms.</p> <p>Strategy's Expected Result/Impact: Increase student support, teacher support for student growth.</p> <p>Staff Responsible for Monitoring: Administrators, and teachers.</p> <p>Title I: 2.4, 2.5, 2.6</p> <p>- TEA Priorities: Recruit, support, retain teachers and principals, Build a foundation of reading and math, Improve low-performing schools</p> <p>- ESF Levers: Lever 5: Effective Instruction</p> <p>- Targeted Support Strategy - Additional Targeted Support Strategy - Results Driven Accountability</p> <p>Problem Statements: Student Learning 1</p>	Formative			Summative
	Nov	Jan	Mar	June
				
Strategy 2 Details	Reviews			
<p>Strategy 2: Provide teachers with additional technology to support instruction.</p> <p>Strategy's Expected Result/Impact: Increase student engagement.</p> <p>Staff Responsible for Monitoring: Administrators, classroom teachers, and instructional aides.</p> <p>Title I: 2.4, 2.5, 2.6</p> <p>- TEA Priorities: Build a foundation of reading and math, Improve low-performing schools</p> <p>- ESF Levers: Lever 5: Effective Instruction</p> <p>- Targeted Support Strategy - Additional Targeted Support Strategy - Results Driven Accountability</p> <p>Problem Statements: Student Learning 1</p>	Formative			Summative
	Nov	Jan	Mar	June
				









Strategy 3 Details	Reviews			
Strategy 3: Provide teachers with additional full day planning to prepare for instruction. Strategy's Expected Result/Impact: will provided targeted and differentiated instruction to maximize student engagement. Staff Responsible for Monitoring: Administrators Title I: 2.4, 2.6 - TEA Priorities: Recruit, support, retain teachers and principals, Improve low-performing schools - ESF Levers: Lever 5: Effective Instruction - Targeted Support Strategy - Additional Targeted Support Strategy - Results Driven Accountability Problem Statements: Student Learning 1 - School Processes & Programs 1	Formative			Summative
	Nov	Jan	Mar	June
	 25%	 55%	 100%	
 No Progress  Accomplished  Continue/Modify  Discontinue				

Goal 2: Campus will Increase the percentage of 9-12 grade students who score meets grade level or above on STAAR Mathematics from 20% to 28% by August 2025.

Performance Objective 2: By 2024, Math performance on STAAR Masters in grades 9-10 will improve from 5% to 18%.

Summative Evaluation: Some progress made toward meeting Objective

Next Year's Recommendation: Continue with modifications

Strategy 1 Details	Reviews			
Strategy 1: payed planning during summer	Formative			Summative
	Nov	Jan	Mar	June
	 100%	 100%	 100%	
 No Progress  Accomplished  Continue/Modify  Discontinue				

Goal 3: Increase the percentage of graduates who meet the College, Career, or Military Readiness (CCMR) requirements from 39% to 73% by August 2025.

Performance Objective 1: By the end of the 2023-2024 school year, the percentage of students who meets TSI/SAT/ACT criteria in ELAR and Math will improve from 28% to 33%.

Goal 3: Increase the percentage of graduates who meet the College, Career, or Military Readiness (CCMR) requirements from 39% to 73% by August 2025.

Performance Objective 2: By the end of the 2023-2024 school year, the percent of students who are taking the SAT or ACT will improve from 45% to 56%

Goal 3: Increase the percentage of graduates who meet the College, Career, or Military Readiness (CCMR) requirements from 39% to 73% by August 2025.

Performance Objective 3: By the end of the 2023-2024 school year, the percent of students who earn at least 3 hours of dual credit in ELAR or MATH OR the percent of students who earn at least 9 dual credit course credits in any other subject will improve from 27% to 34%.

Goal 3: Increase the percentage of graduates who meet the College, Career, or Military Readiness (CCMR) requirements from 39% to 73% by August 2025.

Performance Objective 4: By 2022-23 school year, the percent of students who earn an industry based certification will improve from 1.5% to 16%.

Goal 4: Seguin ISD will build a thriving learning community as indicated on a numerical score of 80 or higher on the balanced scorecard.



Performance Objective 1: By the end of the 2023-2024 school year, SHS will increase attendance from 89.47% to 90%.

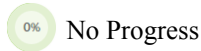
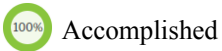
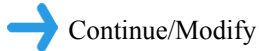

High Priority

Evaluation Data Sources: Grading period attendance rates by cohort.
Attendance growth for Tier 3 and 4 students.

Summative Evaluation: No progress made toward meeting Objective

Next Year's Recommendation: The attendance goal will continue as there was regression noted this year.

Strategy 1 Details	Reviews			
<p>Strategy 1: Implementation of PBIS relaunch campus wise.</p> <p>Strategy's Expected Result/Impact: Increased campus wise attendance.</p> <p>Staff Responsible for Monitoring: All educators</p> <p>Title I: 2.5, 2.6</p> <p>- TEA Priorities: Improve low-performing schools</p> <p>- ESF Levers: Lever 1: Strong School Leadership and Planning, Lever 3: Positive School Culture, Lever 4: High-Quality Instructional Materials and Assessments, Lever 5: Effective Instruction</p> <p>- Targeted Support Strategy</p> <p>Problem Statements: Demographics 1 - Perceptions 1</p>	Formative			Summative
	Nov	Jan	Mar	June
		N/A	N/A	

Goal 5: Seguin ISD will improve staff satisfaction as determined by the Organizational Health Inventory (OHI).




Performance Objective 1: By the end of the 2023-2024 school year, teacher turnover will decrease by 20%.





High Priority

Evaluation Data Sources: Vacancies to be filled from continuing FTEs

Summative Evaluation: Met Objective

Next Year's Recommendation: Modify the turnover percentage to 15% or less

Strategy 1 Details	Reviews			
<p>Strategy 1: In the 2023-2024 school year, Matador U will be facilitated by the Mentor Coordinator (Assistant Principal) which will focus on teaching and learning needed by new teachers to the profession and/or campus related the district instructional calendar.</p> <p>Strategy's Expected Result/Impact: A decline in the number of teaching vacancies to be filled at the end of the 23-24 school year</p> <p>Staff Responsible for Monitoring: Mentor Coordinator (Assistant Principal)</p> <p>TEA Priorities: Recruit, support, retain teachers and principals</p> <p>- ESF Levers: Lever 2: Strategic Staffing, Lever 3: Positive School Culture</p> <p>Problem Statements: School Processes & Programs 1</p>	Formative			Summative
	Nov	Jan	Mar	June
			N/A	

 No Progress
  Accomplished
  Continue/Modify
  Discontinue

Goal 6: Seguin ISD will improve student, staff, parent, and community perception as determined by the Net Promoter score.

Performance Objective 1: Increase the number of opportunities for teachers and staff to engage in meaningful dialogue with parents and families by 15 more opportunities.

Summative Evaluation: Met Objective

Next Year's Recommendation: Modify goal to address customer service engagement with families by classroom teachers.

Goal 6: Seguin ISD will improve student, staff, parent, and community perception as determined by the Net Promoter score.

Performance Objective 2: Seguin High School will improve the public relations as measured by constructive feedback collected from social media and parent/community surveys.

Summative Evaluation: No progress made toward meeting Objective

Next Year's Recommendation: Provide survey opportunities for families during the course of the school year.

Goal 7: 80% or more of SISD students will be enrolled in a campus that is rated A or B by August 2025.

Performance Objective 1: By focusing on purposeful planning, curriculum alignment, researched- based instructional strategies, instructional technology and targeted support for special programs and sub-populations, Seguin High School will become a B-Rated Campus. Success criteria will reflect the following:
Domain 1: Approaches (71%); Meets (46%); Masters (18%), with the following performance levels it would convert to a goal of B (81%) for Domain 2B.

Summative Evaluation: Some progress made toward meeting Objective

Next Year's Recommendation: Continue to focus on rigorous teaching and learning experiences to improve student outcomes.